

NOTES

- REFER TO GENERAL NOTES ON L1.0.
- ALL PRECAST CONCRETE PAVERS TO BE VEHICLE GRADE UNLESS NOTED ON PLAN.

EXTENT OF WORKS

DASHED LINE REPRESENTS EXTENT OF PEDESTRIAN GRADE PRECAST CONCRETE PAVERS

POWER PEDESTAL FOR FOOD TRUCKS, TYP. SEE ELECTRICAL

SALVAGE AND REINSTALL EXISTING WASTE RECEPTACLE

BOLLARD LIGHT TYP. SEE ELECTRICAL

DASHED LINE REPRESENT APPROXIMATE SRW REQUIRED BY CRD AND BC HYDRO/TELUS

ALL WORKS WITHIN ROOT ZONES OF EXISTING TREES TO BE REVIEWED AND APPROVED BY PROJECT ARBORIST

POLE-TOP LUMINAIRE TYP. SEE ELECTRICAL
ELECTRICAL KIOSK, SEE ELECTRICAL

DASHED LINE REPRESENTS EXTENT OF PEDESTRIAN GRADE PRECAST CONCRETE PAVERS

MATCHLINE SEE L1.2 - MATERIALS PLAN SOUTH

EXISTING BUS SHELTER TO BE RELOCATED WEST OF ALDWYND PED STREET - DESIGN TBC BY CITY
EXISTING WASTE RECEPTACLE TO REMAIN

EXISTING FENCE ALONG PROPERTY LINE TO REMAIN

LIGHT RECEPTACLES FOR TREE HOLIDAY LIGHTS, SEE ELECTRICAL, TYP.

DASHED LINE REPRESENTS EXTENT OF PEDESTRIAN GRADE PRECAST CONCRETE PAVERS

SURFACE FINISHES

- A** C.I.P. CONCRETE FURNISHING PAD
LIGHT BROOM FINISH WITH SAW CUT SCORE JOINTS
REFER TO DETAIL: 05/L3.2
- B** PRECAST CONCRETE PAVER TYPE 1
CLASSIC STANDARD PAVER BY BELGARD, OR APPROVED EQUAL. 112.5 X 225MM. RUNNING BOND.
FOR BUILDUP DETAILS REFER TO: 01&02/L3.2
FOR LAYOUT/PATTERNING DETAILS SEE: 04/L3.2
- C** PRECAST CONCRETE PAVER TYPE 2
CLASSIC STANDARD PAVER BY BELGARD, OR APPROVED EQUAL. 112.5 X 225MM. RUNNING BOND.
FOR BUILDUP DETAILS REFER TO: 01&02/L3.2
FOR LAYOUT/PATTERNING DETAILS SEE: 04/L3.2
- D** PRECAST CONCRETE PAVER TYPE 3
LEGEND PAVER BY BELGARD - CITY OF LANGFORD STANDARD HEX AND SQUARE PAVERS. SALVAGED ON-SITE CLEANED AND REINSTALLED TO MATCH ADJACENT CONDITIONS
REFER TO DETAIL: 05/L3.2
- E** FLUSH CONCRETE EDGE
150mm WIDE CIP CONCRETE PAVER EDGE
REFER TO DETAIL: 03/L3.2
- F** CATCH BASIN
VODALAND 22X22 PLASTIC CATCH BASIN (BASE 550-CBP), WITH STAINLESS STEEL GRATE ADA/HEEL-PROOF, C CLASS.
REFER TO DETAIL: 05/L3.1

SITE FURNISHINGS

- BR** BIKE RACK
WISHBONE URBAN FORM 2 SPACE BIKE RACK
REFER TO DETAIL: 04/L3.1
- B1** BENCH TYPE 1
WISHBONE BAYVIEW BENCH BV-6
REFER TO DETAIL: 03/L3.0
- B2** BENCH TYPE 2
STREETLIFE ROUGH AND READY BENCHES
REFER TO DETAIL: 01/L3.0
- LC** LOUNGE CHAIR AND SIDE TABLE
WISHBONE JEM LOUNGE CHAIR & JEM SIDE TABLE.
REFER TO DETAIL: 02/L3.0
- PT** PICNIC TABLE
URBAN FORM HARVEST. SURFACE MOUNT TO CONCRETE PADS IN LAWN
REFER TO DETAIL: 05/L3.0
- SC** SEAT CUBE
STREETLIFE ROUGH & READY CUBES
REFER TO DETAIL: 04/L3.0
- CT** CAFE TABLE & CHAIRS
WISHBONE MENA CIRCULAR TABLE AND CHAIRS
REFER TO DETAIL: 03/L3.1
- WR** WASHROOM
PREFABRICATED WASHROOM BUILDING TO BE PROCURED BY THE CITY, SEE CIVIL AND ELECTRICAL FOR UTILITY CONNECTIONS.
- BS** BANDSHELL
SCHEMATIC FOOTPRINT SHOWN. TO BE PROCURED BY THE CITY, INCLUDING STRUCTURE AND STAGE.
- RB** REMOVABLE BOLLARD
WISHBONE DENMAN TWIST LOCK REMOVABLE BOLLARD
REFER TO DETAIL: 01/L3.1
- W2** INGROUND WASTE RECEPTACLE
SYBERTECH BELOW GROUND TRASH CANS, MILLENNIUM 3000 MODEL
REFER TO DETAIL: 02/L3.1

SOFTSCAPE

- G** NEW LAWN
REFER TO DETAIL: 02/L5.3
- H** NEW PLANTING AREA
REFER TO DETAIL: 03/L5.3
- BARK MULCH**
REFER TO PLANTING DETAILS (L5.3)
- EXISTING TREE TO BE REMOVED**
- EXISTING TREE TO BE RETAINED**
- PROPOSED TREE**
REFER TO DETAIL: 01/L5.3

File: Z:\Active\2025\26672 - C.T.LAN - Veterans Memorial Park Expansion\Sheets\26672_VMP_L1.0_Materials_Plans.dwg

REV NO.	REVISION DESCRIPTION	DATE	DRAWN	APPRD
1	CONCEPT PACKAGE	25.12.19	SFJ	VW
2	90% DETAILED DESIGN	26.01.30	SFJ	VW
3	ISSUED FOR NRFP	26.02.25	SFJ	VW
4	ISSUED FOR NRFP	26.03.11	SFJ	VW
5	ADDENDUM 2	26.03.31	SFJ	VW

Langford LANARC
where it all happens.

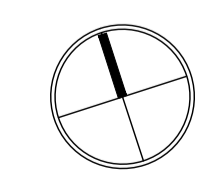
VETERANS MEMORIAL PARK EXPANSION

MATERIALS PLAN NORTH



1051 Vancouver St, Victoria, BC V8V 3K3
T: (250)361-3230 F: (604)629-5756

SCALE	1:400	CREATION DATE	February 17, 2026	DWG. NO.	34472
DRAWN BY	SFJ	DESIGN BY	SFJ/VW		L1.1
CHECKED BY	VW	APPROVED BY	PVR		1 OF 16
PLOT DATE	March 31, 2026				REV. 5

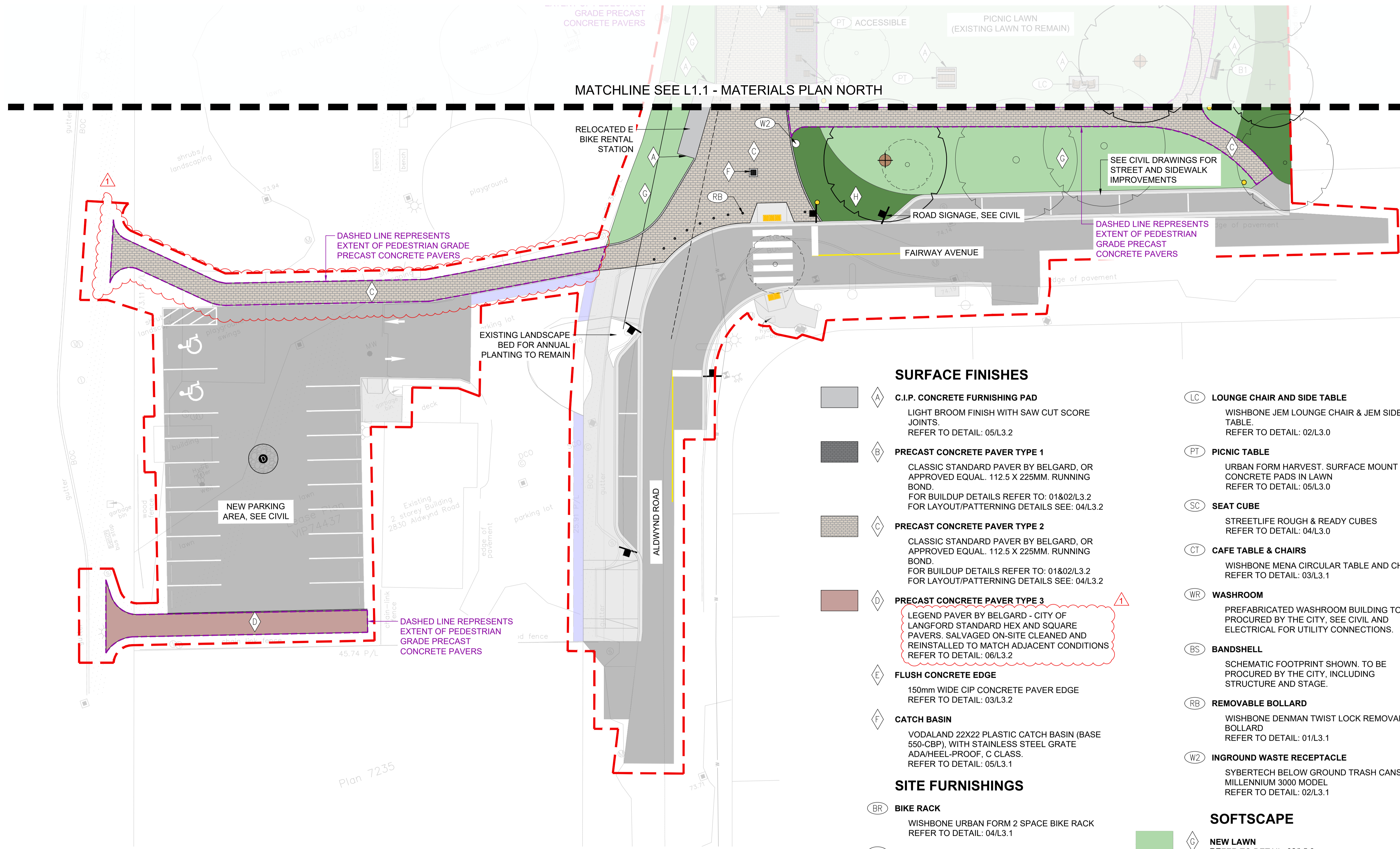


0 1:200 10

ISSUED FOR NRFP

DESIGN NO.

34472



MATCHLINE SEE L1.1 - MATERIALS PLAN NORTH

RELOCATED BIKE RENTAL STATION

DASHED LINE REPRESENTS EXTENT OF PEDESTRIAN GRADE PRECAST CONCRETE PAVERS

EXISTING LANDSCAPE BED FOR ANNUAL PLANTING TO REMAIN

NEW PARKING AREA, SEE CIVIL

DASHED LINE REPRESENTS EXTENT OF PEDESTRIAN GRADE PRECAST CONCRETE PAVERS

SURFACE FINISHES

- A** C.I.P. CONCRETE FURNISHING PAD
LIGHT BROOM FINISH WITH SAW CUT SCORE JOINTS.
REFER TO DETAIL: 05/L3.2
- B** PRECAST CONCRETE PAVER TYPE 1
CLASSIC STANDARD PAVER BY BELGARD, OR APPROVED EQUAL. 112.5 X 225MM. RUNNING BOND.
FOR BUILDUP DETAILS REFER TO: 01&02/L3.2
FOR LAYOUT/PATTERNING DETAILS SEE: 04/L3.2
- C** PRECAST CONCRETE PAVER TYPE 2
CLASSIC STANDARD PAVER BY BELGARD, OR APPROVED EQUAL. 112.5 X 225MM. RUNNING BOND.
FOR BUILDUP DETAILS REFER TO: 01&02/L3.2
FOR LAYOUT/PATTERNING DETAILS SEE: 04/L3.2
- D** PRECAST CONCRETE PAVER TYPE 3
LEGEND PAVER BY BELGARD - CITY OF LANGFORD STANDARD HEX AND SQUARE PAVERS. SALVAGED ON-SITE CLEANED AND REINSTALLED TO MATCH ADJACENT CONDITIONS
REFER TO DETAIL: 06/L3.2
- E** FLUSH CONCRETE EDGE
150mm WIDE CIP CONCRETE PAVER EDGE
REFER TO DETAIL: 03/L3.2
- F** CATCH BASIN
VODALAND 22X22 PLASTIC CATCH BASIN (BASE 550-CBP), WITH STAINLESS STEEL GRATE ADA/HEEL-PROOF, C CLASS.
REFER TO DETAIL: 05/L3.1

- LC** LOUNGE CHAIR AND SIDE TABLE
WISHBONE JEM LOUNGE CHAIR & JEM SIDE TABLE.
REFER TO DETAIL: 02/L3.0
- PT** PICNIC TABLE
URBAN FORM HARVEST. SURFACE MOUNT TO CONCRETE PADS IN LAWN
REFER TO DETAIL: 05/L3.0
- SC** SEAT CUBE
STREETLIFE ROUGH & READY CUBES
REFER TO DETAIL: 04/L3.0
- CT** CAFE TABLE & CHAIRS
WISHBONE MENA CIRCULAR TABLE AND CHAIRS
REFER TO DETAIL: 03/L3.1
- WR** WASHROOM
PREFABRICATED WASHROOM BUILDING TO BE PROCURED BY THE CITY, SEE CIVIL AND ELECTRICAL FOR UTILITY CONNECTIONS.
- BS** BANDSHELL
SCHEMATIC FOOTPRINT SHOWN. TO BE PROCURED BY THE CITY, INCLUDING STRUCTURE AND STAGE.
- RB** REMOVABLE BOLLARD
WISHBONE DENMAN TWIST LOCK REMOVABLE BOLLARD
REFER TO DETAIL: 01/L3.1
- W2** INGROUND WASTE RECEPTACLE
SYBERTECH BELOW GROUND TRASH CANS, MILLENNIUM 3000 MODEL
REFER TO DETAIL: 02/L3.1

SITE FURNISHINGS

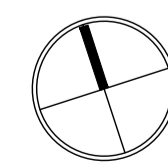
- BR** BIKE RACK
WISHBONE URBAN FORM 2 SPACE BIKE RACK
REFER TO DETAIL: 04/L3.1
- B1** BENCH TYPE 1
WISHBONE BAYVIEW BENCH BV-6
REFER TO DETAIL: 03/L3.0
- B2** BENCH TYPE 2
STREETLIFE ROUGH AND READY BENCHES
REFER TO DETAIL: 01/L3.0

SOFTSCAPE

- G** NEW LAWN
REFER TO DETAIL: 02/L5.3
- H** NEW PLANTING AREA
REFER TO DETAIL: 03/L5.3
- BARK MULCH**
REFER TO PLANTING DETAILS (L5.3)
- EXISTING TREE TO BE REMOVED
- EXISTING TREE TO BE RETAINED
- ★** PROPOSED TREE
REFER TO DETAIL: 01/L5.3

NOTES

- REFER TO GENERAL NOTES ON L1.0.
- ALL PRECAST CONCRETE PAVERS TO BE VEHICLE GRADE UNLESS NOTED ON PLAN.



0 1:200 10

ISSUED FOR NRFP DESIGN NO.

34472

REV NO.	REVISION DESCRIPTION	DATE	DRAWN	APPRD
1	CONCEPT PACKAGE	25.12.19	SFJ	VW
2	90% DETAILED DESIGN	26.01.30	SFJ	VW
3	ISSUED FOR NRFP	26.02.25	SFJ	VW
4	ISSUED FOR NRFP	26.03.11	SFJ	VW
5	ADDENDUM 2	26.03.31	SFJ	VW

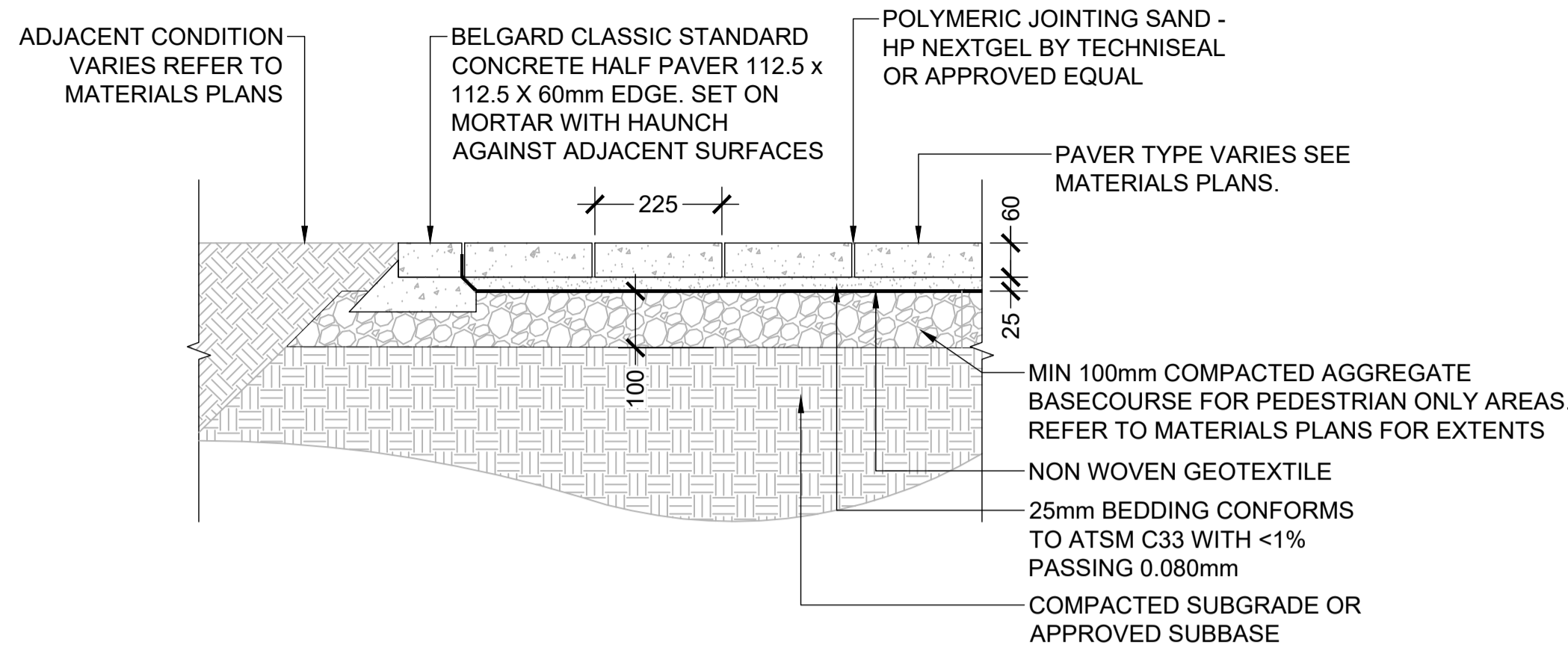
Langford LANARC
where it all happens.

VETERANS MEMORIAL
PARK EXPANSION

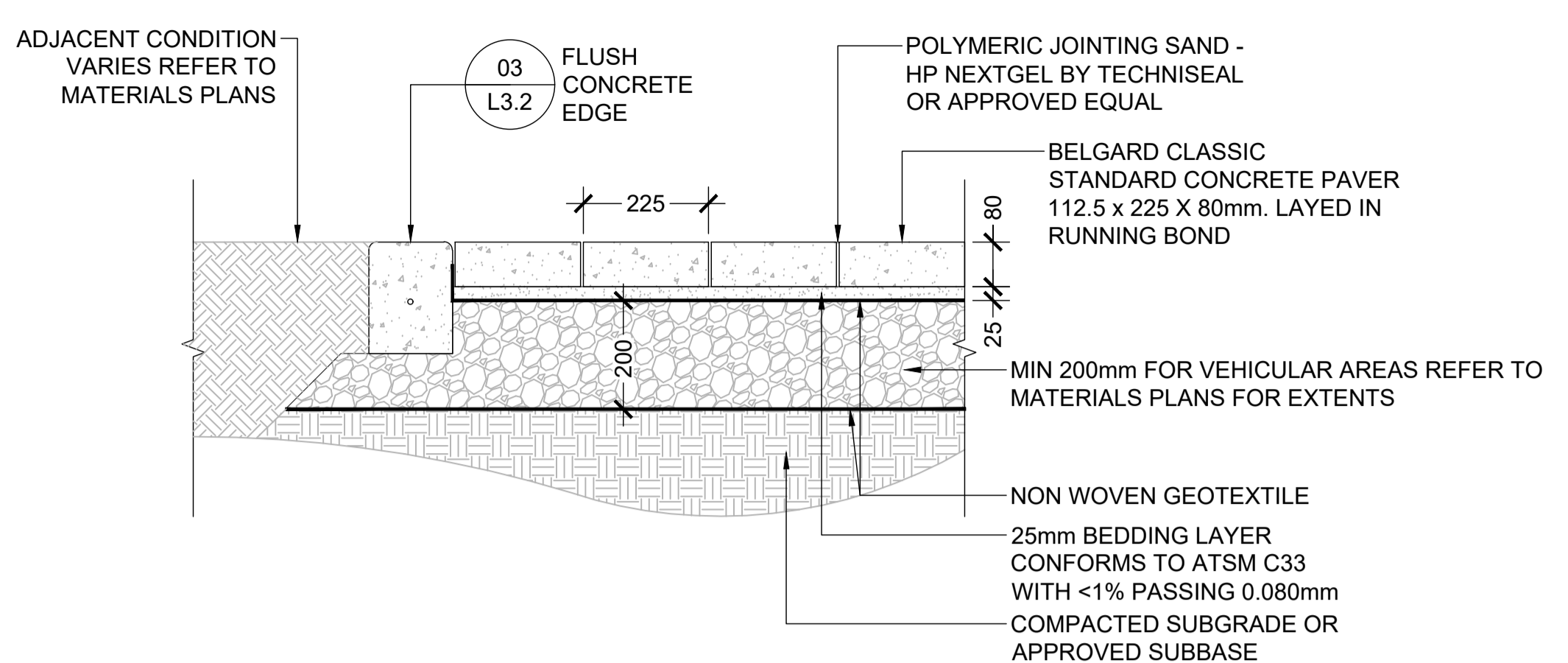
MATERIALS PLAN SOUTH



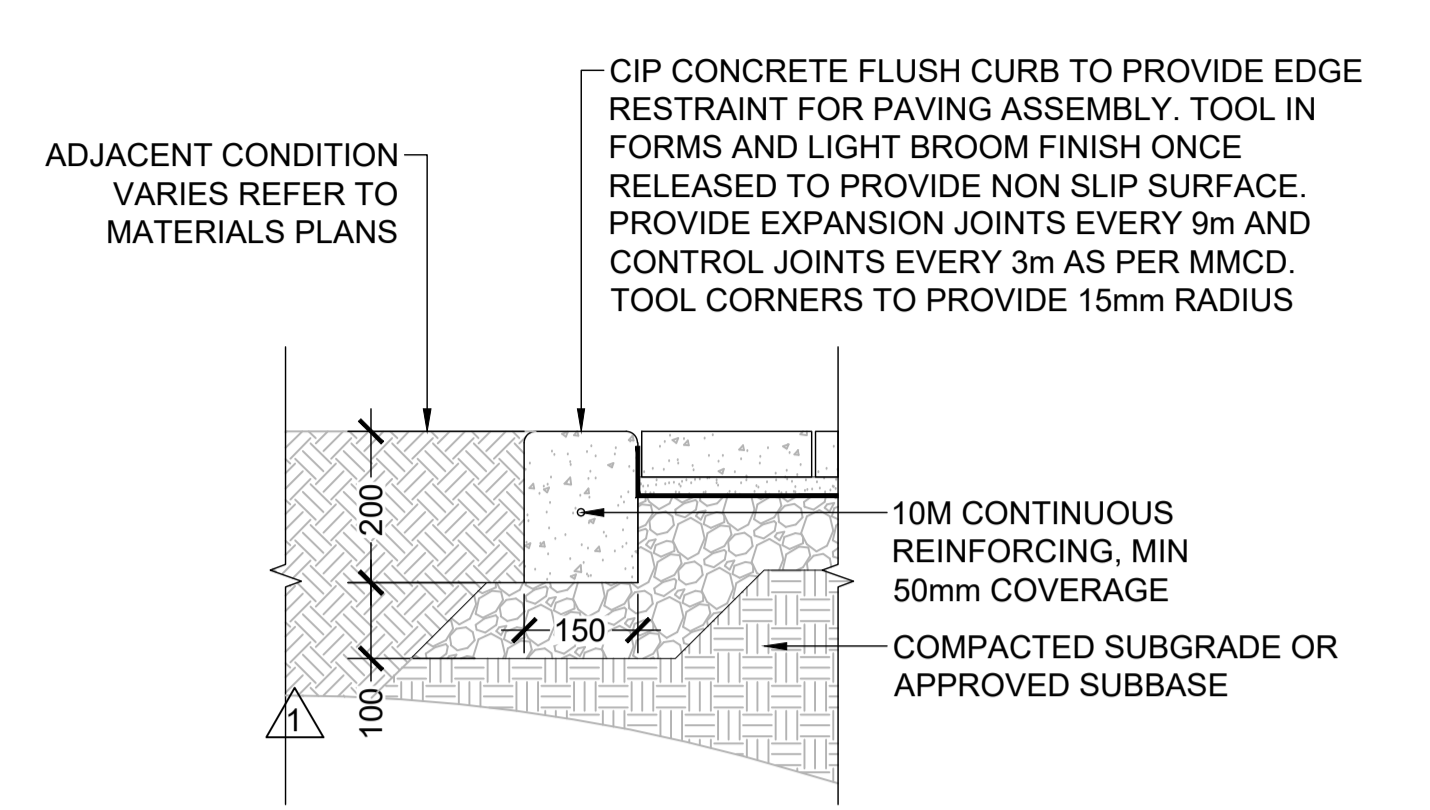
SCALE	1:200	CREATION DATE	February 17, 2026	DWG. NO.
DRAWN BY	SFJ	DESIGN BY	SFJ/VW	L1.2
CHECKED BY	VW	APPROVED BY	PVR	3 OF 16
PLOT DATE	March 31, 2026			REV. 5



01 PRECAST CONCRETE PAVERS (PEDESTRIAN)
SCALE: 1:10

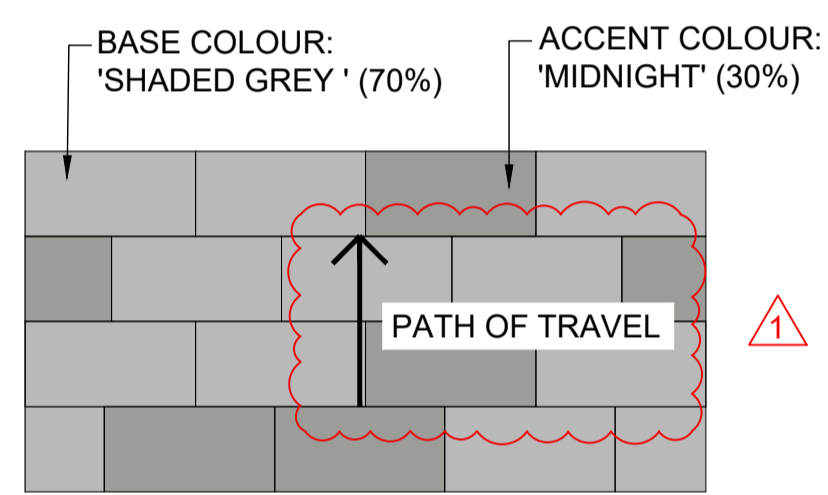


02 PRECAST CONCRETE PAVERS (VEHICULAR)
SCALE: 1:10

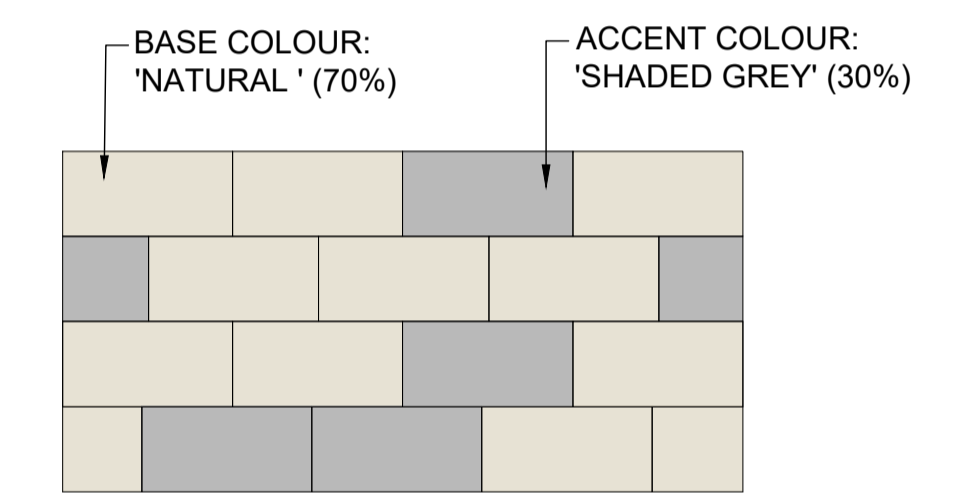


03 FLUSH CONCRETE EDGE
SCALE: 1:10

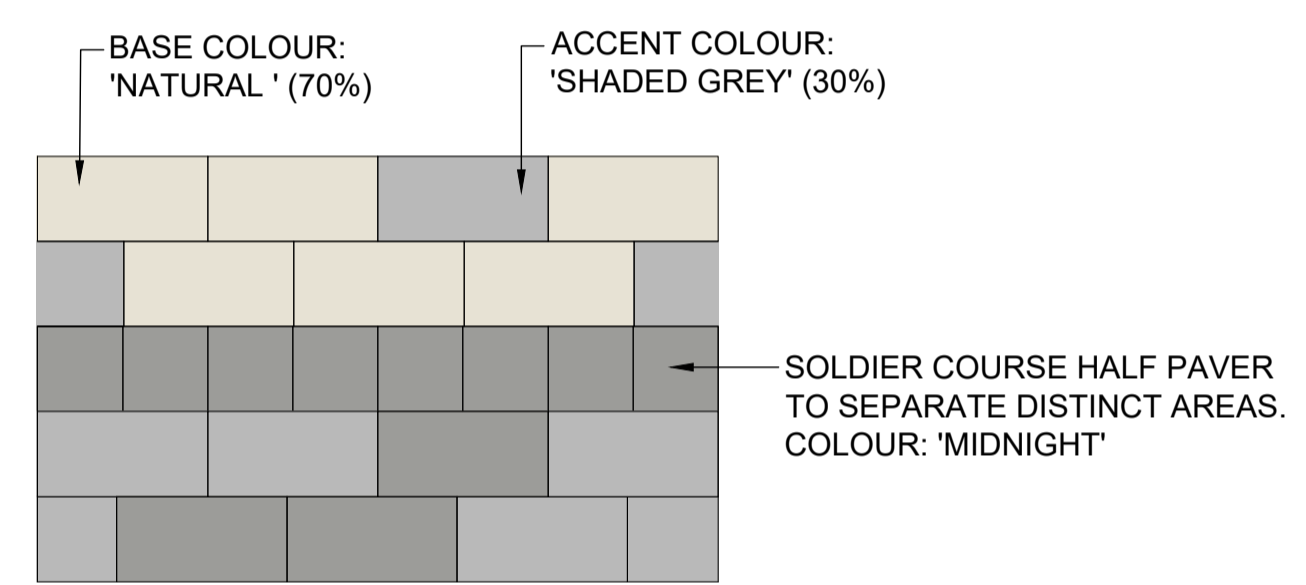
NOTES:
HATCH ON PLANS IS DIAGRAMMATIC ONLY. RUNNING BOND TO BE ORIENTED PERPENDICULAR TO PATH OF TRAVEL



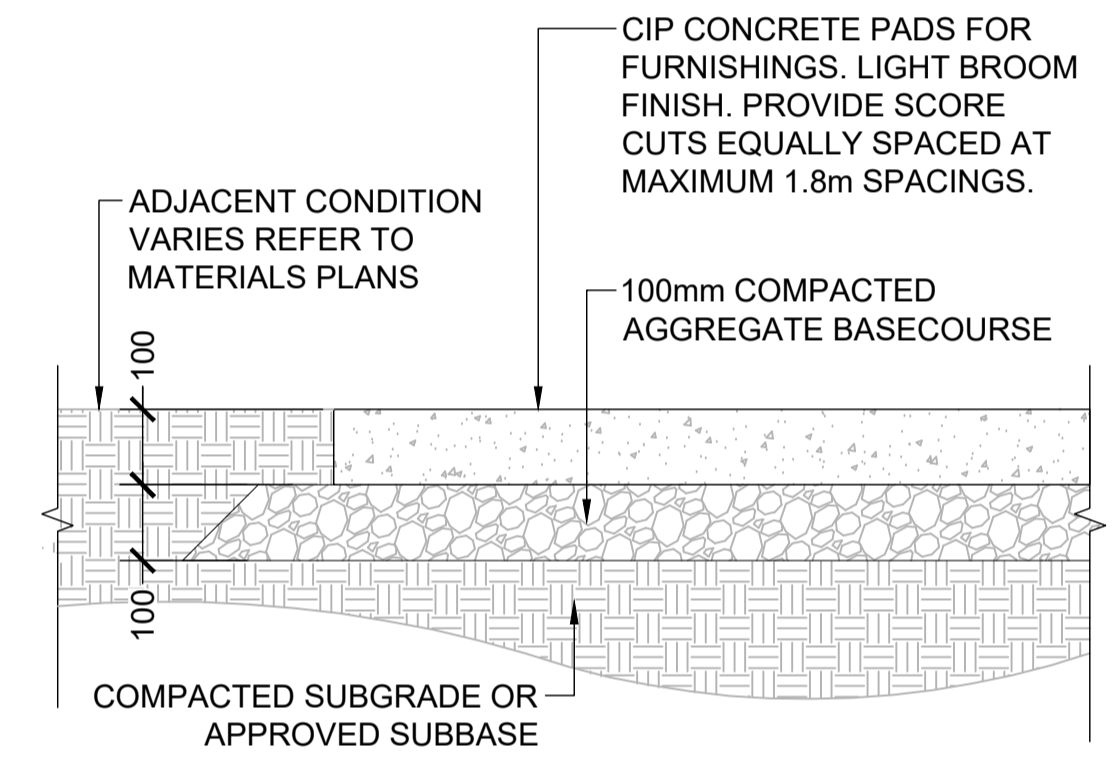
PLAN - PRECAST CONCRETE PAVER TYPE 1 PATTERN



PLAN - PRECAST CONCRETE PAVER TYPE 2 PATTERN

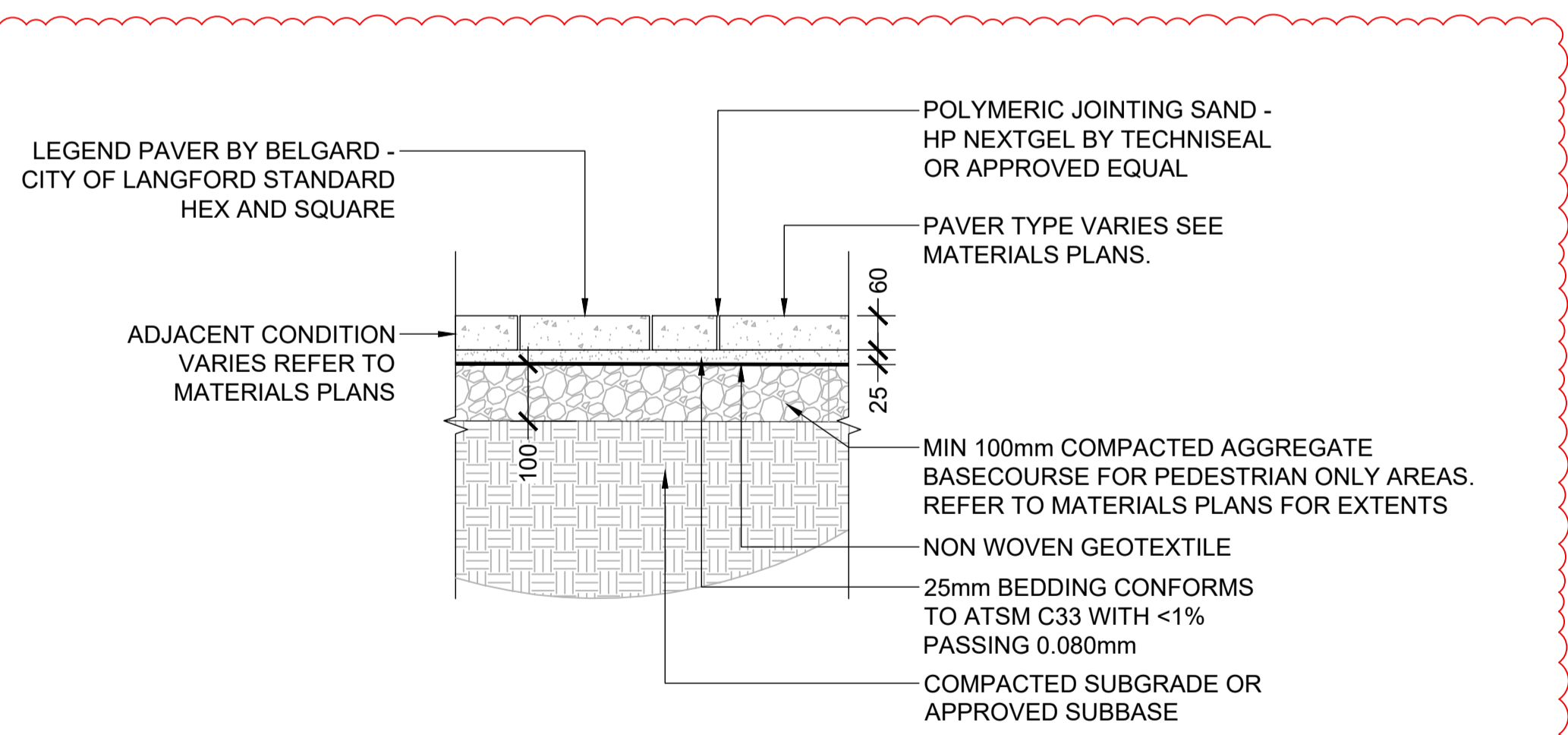


PLAN - PRECAST CONCRETE PAVER TRANSITION



05 C.I.P. CONCRETE FURNISHING PAD
SCALE: 1:10

04 PRECAST CONCRETE PAVER PATTERNS
SCALE: 1:10



06 PRECAST CONCRETE PAVER TYPE 3
SCALE: 1:10

File: Z:\Active\2025\26672 - C.T.LAN - Veterans Memorial Park Expansion\Sheets\26672_VMP_L3.0_Details.dwg

REV NO.	REVISION DESCRIPTION	DATE	DRAWN	APPRD
1	CONCEPT PACKAGE	25.12.19	SFJ	VW
2	90% DETAILED DESIGN	26.01.30	SFJ	VW
3	ISSUED FOR NRFP	26.02.25	SFJ	VW
4	ISSUED FOR NRFP	26.03.11	SFJ	VW
5	ADDENDUM 2	26.03.31	SFJ	VW

Langford LANARC
where it all happens.

VETERANS MEMORIAL PARK EXPANSION

PAVING DETAILS



ISSUED FOR NRFP		DESIGN NO.	34472
SCALE	VARIABLES	CREATION DATE	March 31, 2026
DRAWN BY	SFJ	DESIGN BY	SFJ/VW
CHECKED BY	VW	APPROVED BY	PVR
PLOT DATE	March 31, 2026		

DWG. NO. L3.2
8 OF 16
REV. 5