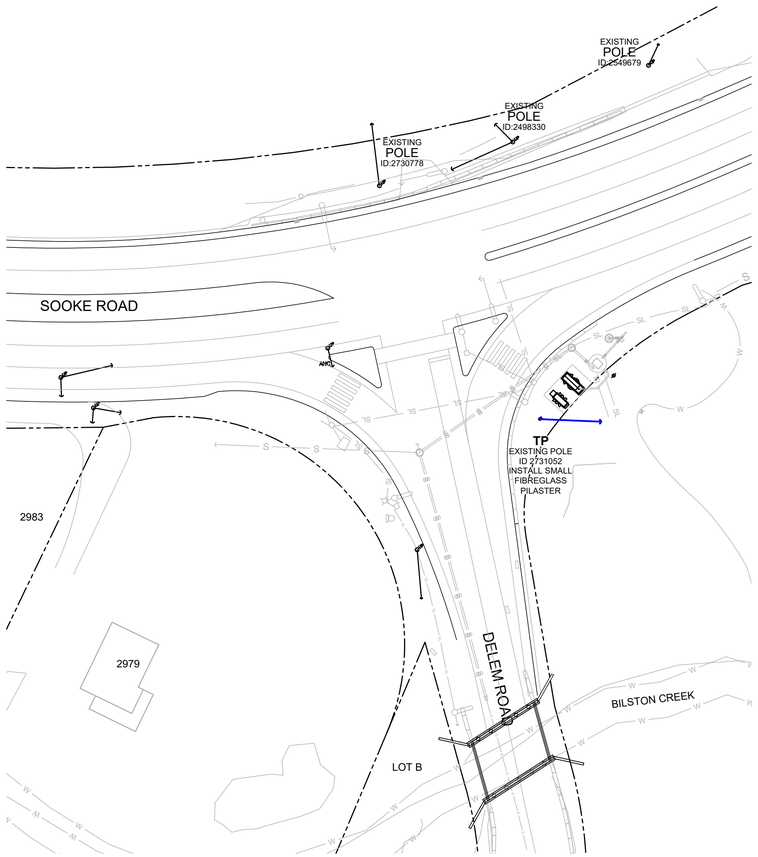

PLAN SCALE: 1:500 0 25m

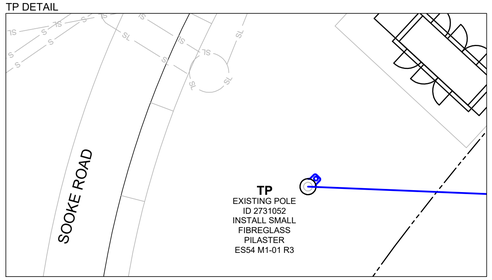

DETAILS
N.T.S

**** CAUTION ****
ADDITIONAL POLE STABILITY MAY BE REQUIRED
https://www.bchydro.com/content/dam/BCHydro/customer-portal/documents/corporate/safety/Digging-Near-Power-Poles.pdf
DIGGING NEAR POWER POLES

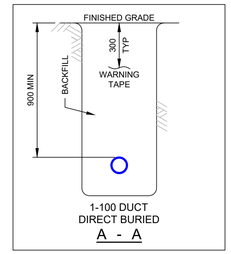

TRENCH DETAILS
N.T.S

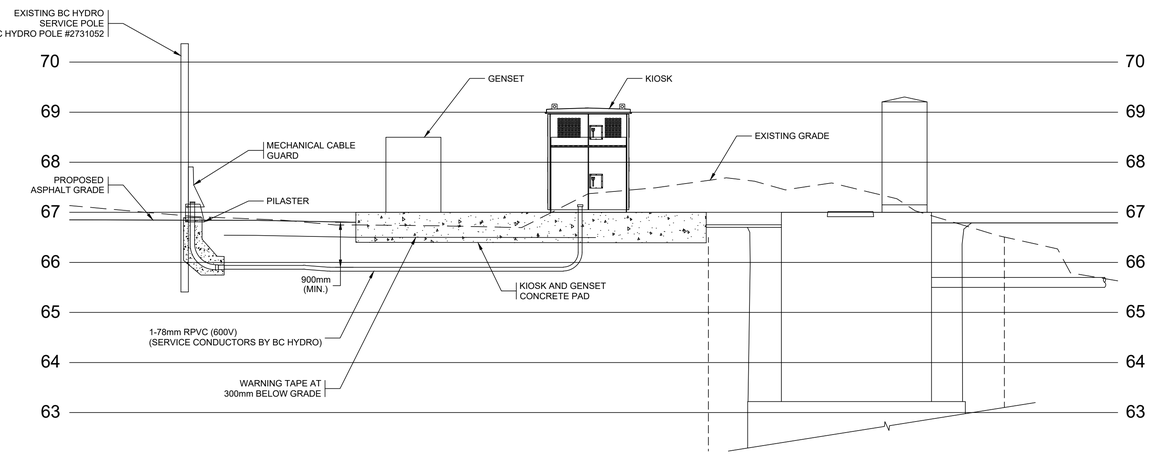

DUCT PROFILE
N.T.S

DISCLAIMER

THIS DRAWING IS THE PROPERTY OF BC HYDRO AND SHALL NOT BE USED, REUSED OR REPRODUCED WITHOUT THE CONSENT OF BC HYDRO. BC HYDRO WILL NOT BE HELD RESPONSIBLE FOR THE IMPROPER OR UNAUTHORIZED USE OF THIS DRAWING AND WILL NOT BE LIABLE FOR ANY LOSSES OR OTHER CONSEQUENCES RESULTING FROM THE USE OR RELIANCE UPON, OR ANY CHANGES MADE TO, THIS DRAWING. PLEASE NOTE THAT BC HYDRO DOES NOT ASSUME RESPONSIBILITY FOR THE ACCURACY OR COMPLETENESS OF THE CONTENTS WHETHER SHOWN OR OMITTED FROM THIS DRAWING.

UNDERGROUND UTILITY CHECKS	Within 1m of Plant Location (as per Design BC 1 Call) Y/N
Gas	N
Water	N
Sanitary Sewer	N
Storm Sewer	N
Telephone	N
Cable	N
Electrical	N
Other	N
Design BC 1 Call #	20253716888
Construction BC 1 Call #	
Construction BC 1 Call Renewal Date	

For Mechanical Excavation within 1 metre of plant, utilities must be exposed by hand digging, unless the utility / pipeline owner requested a different excavation method.

Design BC 1 Call Ticket number valid for planning purposes only. Ticket refresh by a Construction BC 1 Call must be completed.

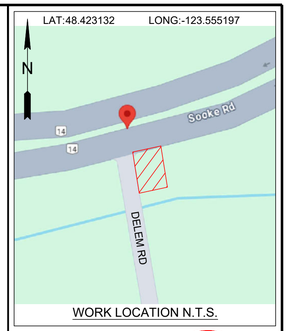

WORK LOCATION N.T.S.

BC ONE CALL

CALL BEFORE YOU DIG
1-800-474-6886

CALL AT LEAST 3 FULL WORKING DAYS BEFORE YOU PLAN TO DIG

CIVIL SPEC. 1323 NOTES:

1. BC HYDRO UNDERGROUND CIVIL INSPECTOR MUST BE NOTIFIED 48 HOURS PRIOR TO CONSTRUCTION.
2. ALL WORK TO BE PERFORMED IN ACCORDANCE WITH CLASS OF WORK SPECIFICATION 1323 AND BC HYDRO UNDERGROUND DISTRIBUTION ENGINEERING STANDARDS SERIES ES53 AND ES54.
3. ANY CHANGES NEED TO HAVE PRIOR APPROVAL OF BC HYDRO CIVIL INSPECTOR.
4. UNLESS OTHERWISE NOTED ON TRENCH DETAILS OR REQUIRED PER ES 54 H0-02.02, ALL CONDUIT INSTALLATION FOR BC HYDRO ON PUBLIC OR PRIVATE PROPERTY SHOULD HAVE MIN. 0.9m COVER AND ANY FACTORY BEND MUST HAVE A MIN. RADIUS OF 0.9m.
5. ALL UTILITIES (EXCEPT TELUS) MUST MAINTAIN A 0.9m HORIZONTAL AND 0.3m VERTICAL SEPARATION FROM BC HYDRO DUCT UNLESS DIRECTED OTHERWISE BY BC HYDRO CIVIL INSPECTOR.
6. OTHER UTILITIES SHOWN ON THE CIVIL DRAWING ARE FOR REFERENCE ONLY. PROVE LOCATION OF ALL UTILITIES IN THE WORK AREA BEFORE CONSTRUCTION. FOR CURRENT INFORMATION CONTACT BC ONE CALL.
7. ALL OFFSETS INDICATE CENTERLINE OF BC HYDRO PLANT.
8. METRES EXPRESSED IN DECIMALS, MILLIMETRES IN WHOLE NUMBERS.
9. TRANSFORMER MUST BE A MIN. OF 1.5m BEHIND NON-MOUNTABLE CURB OR PROTECTED. FINAL NUMBER AND LOCATION OF PROTECTION POSTS TO BE DETERMINED IN THE FIELD BY BC HYDRO CIVIL INSPECTOR.
10. FOR TRANSFORMER PAD COUNTERPOISE CLEARANCES TO OTHER UTILITIES AND UNDERGROUND CONDUCTIVE SURFACES, SEE ES54.
11. MIN. OFFSET FOR BC HYDRO DUCTS, IN JOINT TRENCH, FROM PROPERTY LINE IS 1.2m, UNLESS OTHERWISE NOTED.
12. STUB SERVICE DUCT 1.0m FROM PROPERTY CORNER AND 1.0m INTO THE LOT UNLESS OTHERWISE NOTED.
13. IT IS THE RESPONSIBILITY OF THE RESOURCE THAT IS PERFORMING THE INSTALLATION OF THE PROPOSED CIVIL WORKS TO PROVIDE BC HYDRO WITH A RECORD DRAWING(S) OF THE CONSTRUCTION. THE RECORD DRAWING(S) MUST BE RECEIVED AND ACCEPTED BEFORE ELECTRICAL WORK WILL COMMENCE.
14. UNDER NO CIRCUMSTANCES MAY THE CONTRACTOR OPEN ANY LIVE BC HYDRO EQUIPMENT. ASSUME ALL EQUIPMENT IS LIVE UNLESS ADVISED BY BC HYDRO.
15. DO NOT BLOW STRING INTO LIVE BC HYDRO EQUIPMENT. IF BLOWING STRING IS REQUIRED INTO LIVE BC HYDRO EQUIPMENT, A BC HYDRO APPROVED ELECTRICAL JOURNEYPERSON IS REQUIRED BEFORE PROCEEDING.

CUSTOM NOTES HERE IF REQUIRED

ENGINEERING NOTES

UNLESS NOTED OTHERWISE, ENGINEERING CONTENT ON THIS DRAWING HAS BEEN PRODUCED FOLLOWING A DOCUMENTED BC HYDRO QUALITY MANAGEMENT PROCESS USING BC HYDRO ENGINEERING STANDARDS AUTHENTICATED BY PROFESSIONALS OF RECORD UNDER PERMIT TO PRACTICE NUMBER 1002449

CIVIL PLAN LEGEND:

BC HYDRO RESPONSIBILITY		CUSTOMER RESPONSIBILITY
	NEW DUCT	
	EXISTING DUCT	
	FIELD COMPLETED DUCT	
	SERVICE BOX	
	TERMINAL POLE	
	LOW PROFILE TRANSFORMER (LPT-PYRAMID PAD)	
	LOW PROFILE TRANSFORMER (LPT)	
	PAD MOUNT TRANSFORMER (PMT)	
	3Ø & 1Ø JUNCTION & PULL BOXES (332, 632, 832 & 1232)	
	PRECAST MANHOLE	
	VISTA SWITCH SUBMERSIBLE (VSWB)	
	VISTA SWITCH ABOVE GROUND (VSWA)	

REFER TO ES53 AND ES54 UNDERGROUND STANDARDS

NOT FOR CONSTRUCTION

ISSUED FOR REVIEW

NO	DRAWING NUMBER	DRAWING TITLE
REFERENCE DRAWINGS		

NO	REMARKS
0	DESIGN: 0005082850 - NEW DRAWING
REVISIONS	

DESIGN NUMBER	0005082850
WORK ORDER NUMBER	
CSA S250 ACCURACY NAD 83 - 10UTM	
BASE ACCURACY LEVEL: 4 +/- 1000 mm	
ASB ACCURACY LEVEL: 4 +/- 1000 mm	

DSGN	K. LAMBA
INDEP CHK	
DFTG	H.JUTTLA
DFTG CHK	
INSP	
REV	
ACPT	

DATE 2026MAY05 DIST

BC Hydro

SOUTH VANCOUVER ISLAND
VICTORIA DISTRICT OFFICE
UNDERGROUND DUCT AND STRUCTURES FOR 347/600V100A UNDERGROUND KIOSK CONNECTION AT DELEM ROAD AND SOOKE ROAD, LANGFORD
SHEET 1 OF 1

DRAWING NUMBER	REPORT NUMBER	FIG NO	SIZE	REV
500-U07-09382			D	0

G:\DDS_MCLAREN_CHECKOUT\Jutta Hargun\Work In Progress\500-U07-09382_EDA4.1.dwg
Drawing Unit = Metric (0)
JUTTA HARGUN
5/5/2026 2:02 PM

NOT TO BE REPRODUCED WITHOUT THE PERMISSION OF BC HYDRO